

Characterizing Childhood Bereavement: Childhood Bereavement Estimation Model (CBEM)

New Mexico Parent Teacher Association (NMPTA)

February 24, 2022





CHILDHOOD BEREAVEMENT ESTIMATION MODEL

The CBEM is an accessible public health tool that approximates the prevalence of childhood bereavement in the U.S.

CBEM

Model Results

The **CURRENT** CBEM approximates the number and percentage of youth who **HAVE EXPERIENCED** bereavement.

The **PROJECTED** CBEM approximates the number and percentage of youth who **WILL EXPERIENCE** bereavement.

Source of Bereavement

Death of Sibling

Death of Parent

Death of Sibling or Parent

Geography

National

State

County

Ages

Birth to 18



Birth to 25



Key Topics

Rural-Urban
2018


Substance Related
2019

Race and Ethnicity
2021

Cause of Death
2022

2021 National CBEM Projected Prevalence

1 in 14



children in the U.S. will experience the death of a parent or sibling by age 18

7.3% ~ 5.3M

children will be bereaved by age 18

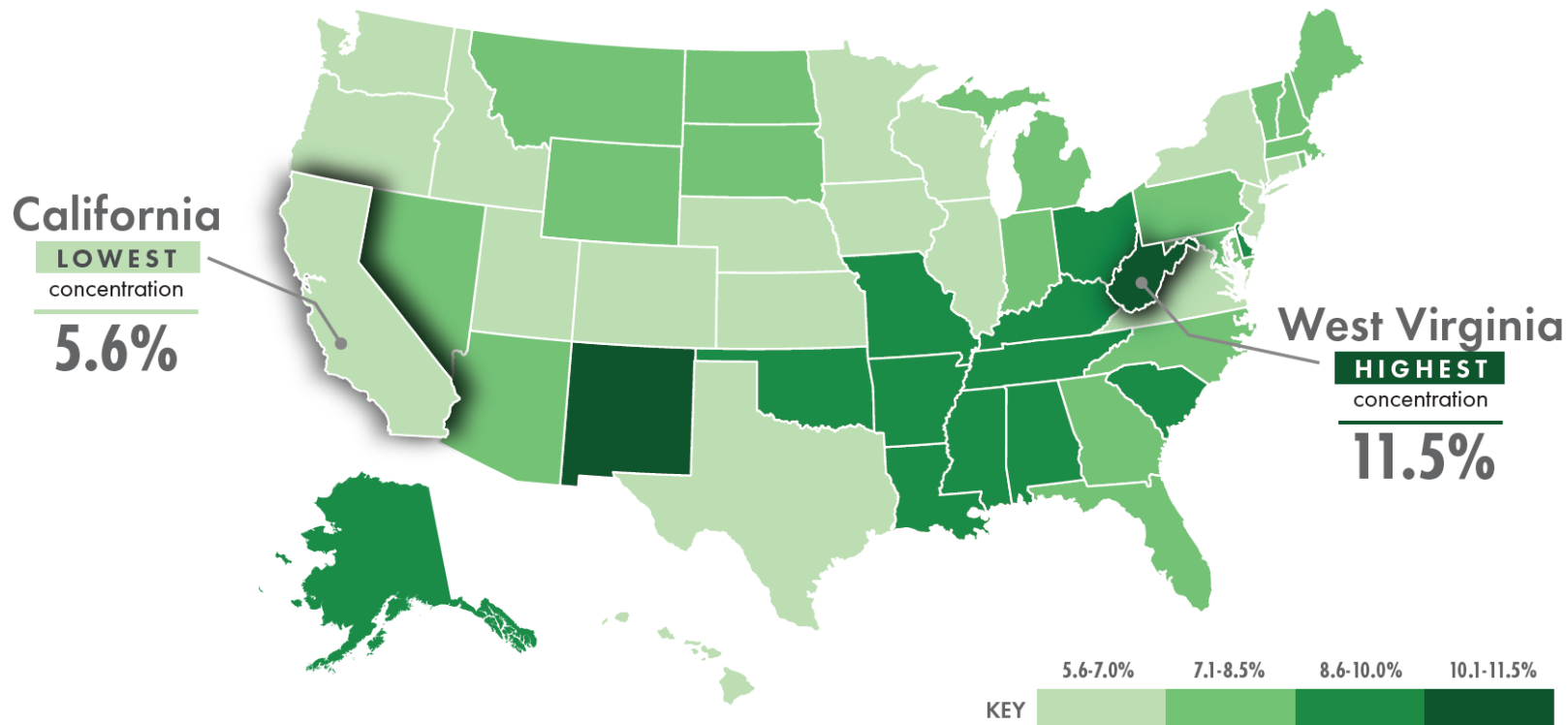


& MORE THAN
DOUBLES

13.3M

youth will be bereaved by age 25


2021 CBEM State Projected Prevalence



[†]Bereavement due to parent or sibling death by age 18

2021 New Mexico CBEM Projected Prevalence

1 in 10



children in New Mexico will experience the death of a parent or sibling by age 18

2ND

CBEM
RANKING
BY STATE[†]

10.3% ~ 50K

children will be bereaved by age 18
HIGHER than national rate of **7.3%**



& MORE THAN
DOUBLES

116K

youth will be bereaved by age 25

CDC Race & Ethnicity Data

American Indian or Alaska Native

Asian or Pacific Islander

Black or African American

White

Hispanic or Latino

CDC WONDER race categories:

- American Indian or Alaska Native
- Asian or Pacific Islander
- Black or African American
- White

CDC WONDER Hispanic Origin categories:

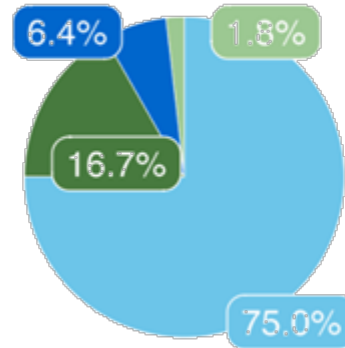
- Hispanic or Latino
- Not Hispanic or Latino



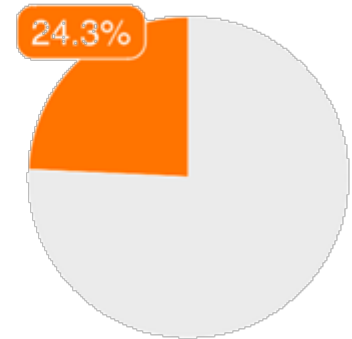
U.S. Youth Population

Total Population 0-24
104,147,500

Race



Ethnicity



American Indian or Alaska Native

Asian or Pacific Islander

Black or African American

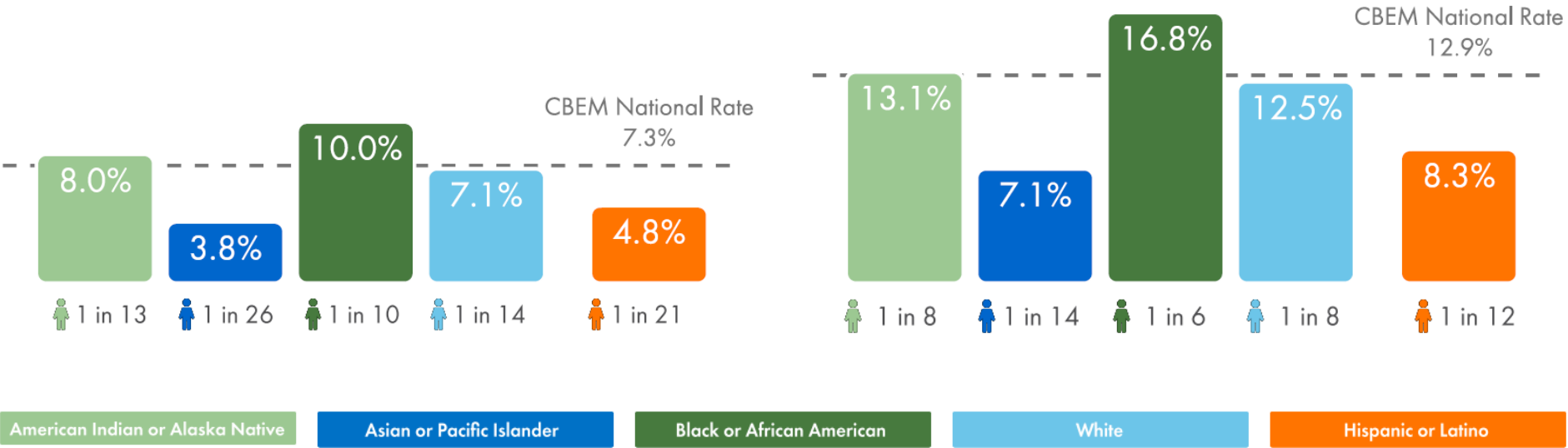
White

Hispanic or Latino

National CBEM Projected Prevalence

By Age 18

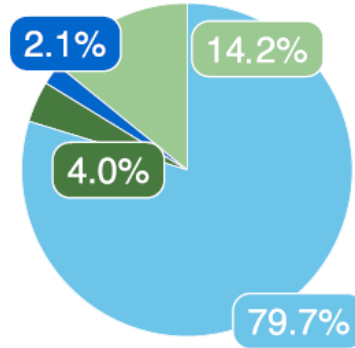
By Age 25



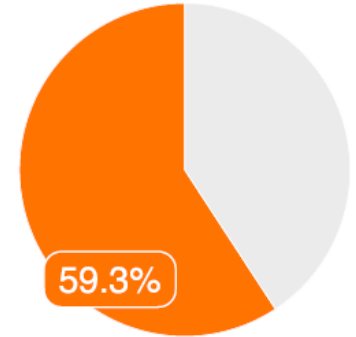
New Mexico Youth Population

Total Population Ages 0-24
686,300

Race



Ethnicity



American Indian or Alaska Native

Asian or Pacific Islander

Black or African American

White

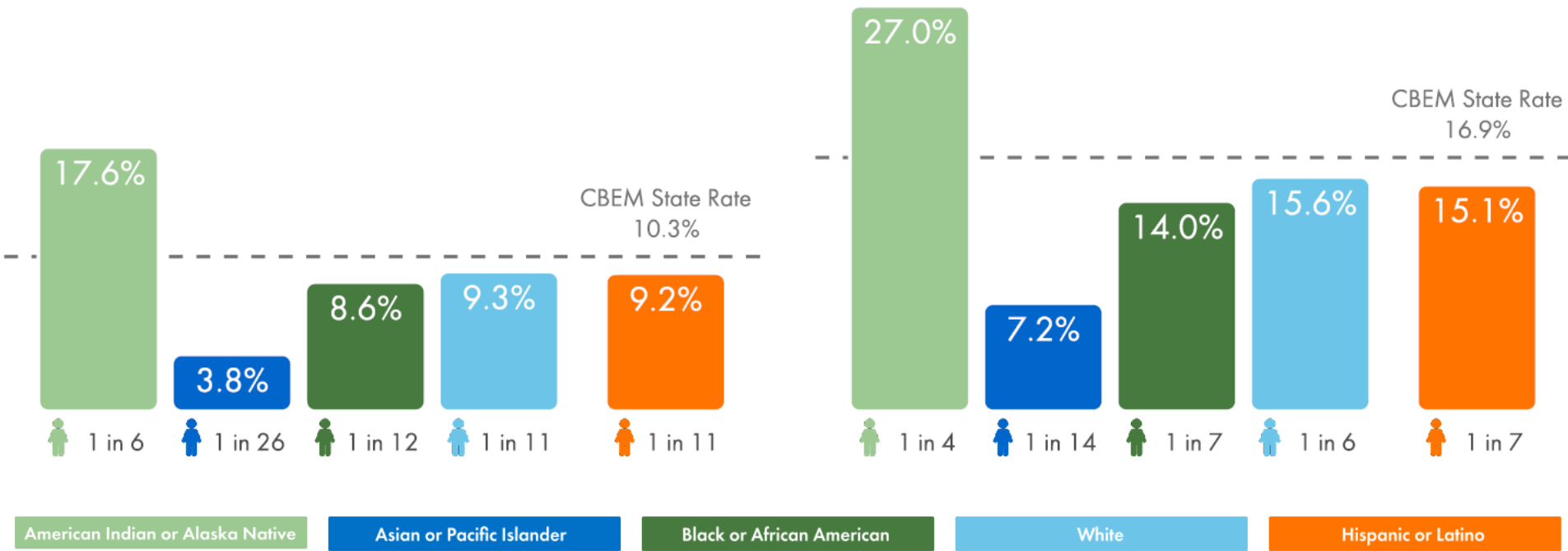
Hispanic or Latino



New Mexico CBEM Projected Prevalence

By Age 18

By Age 25



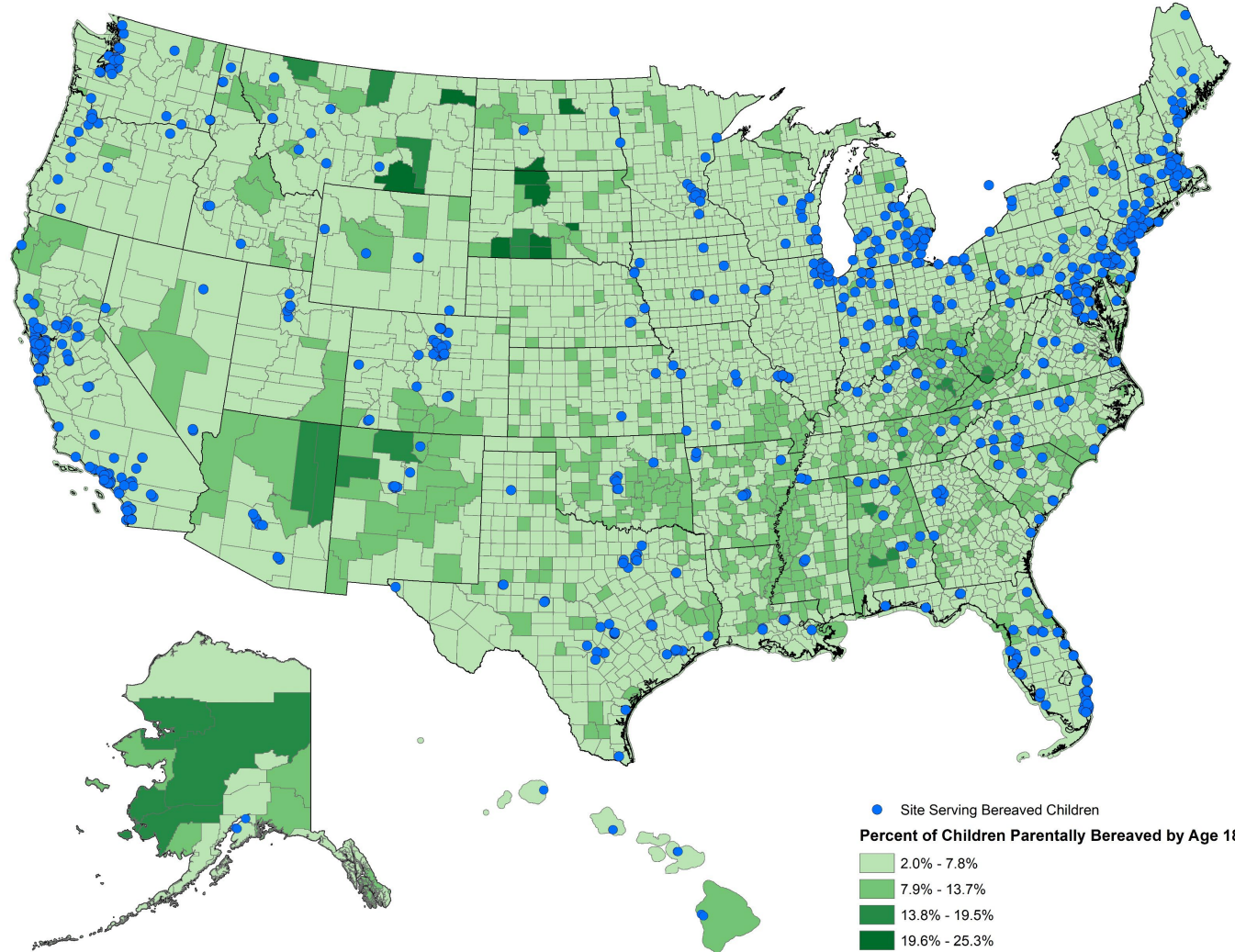
Childhood Bereavement Prevalence & Sites Serving Bereaved Children

**This map displays the projected percent of children who will be bereaved by a parent death by age 18 at the county level.*

**A blue dot represents a site serving bereaved children.*

**Map displays 775 sites.*

SITES SERVING BEREAVED CHILDREN DATA PROVIDED BY
THE NATIONAL ALLIANCE FOR CHILDREN'S GRIEF (NACG),
ELUNA, AND DOUGY CENTER, 2021
CBEM DATA PROVIDED BY JUDI'S HOUSE, 2020



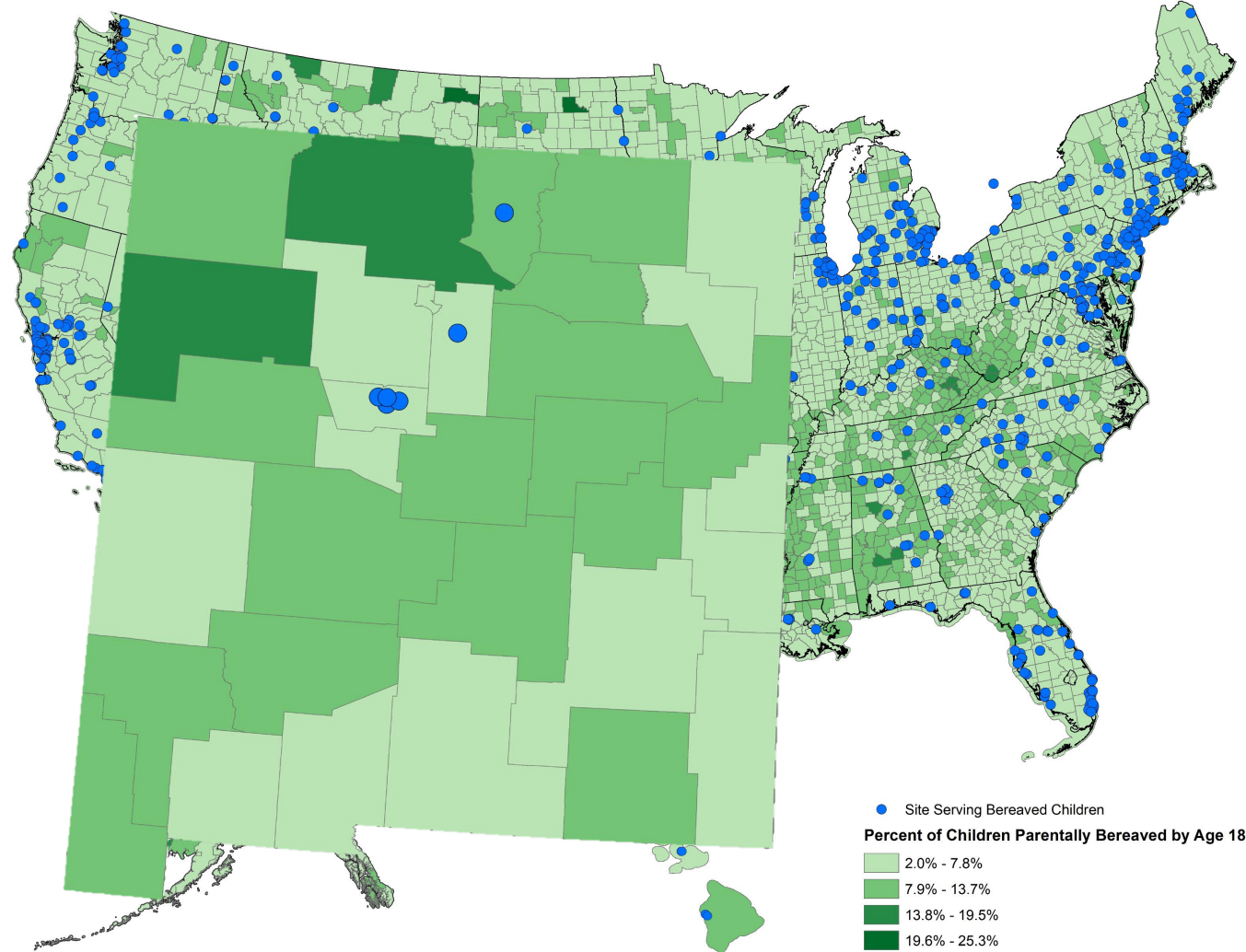
Childhood Bereavement Prevalence & Sites Serving Bereaved Children

**This map displays the projected percent of children who will be bereaved by a parent death by age 18 at the county level.*

**A blue dot represents a site serving bereaved children.*

**Map displays 775 sites.*

SITES SERVING BEREAVED CHILDREN DATA PROVIDED BY
THE NATIONAL ALLIANCE FOR CHILDREN'S GRIEF (NACG),
ELUNA, AND DOUGY CENTER, 2021 CBEM DATA
PROVIDED BY JUDI'S HOUSE, 2020



CBEM Toolkit

2021 CBEM
Reports

2021 CBEM
Toolkit

2021 CBEM
**Data
Tables**

2021 CBEM
Key Messages



2021 CBEM
Graphics

2021 CBEM
**Methodology
& Sources**

2021 CBEM
Action Plan

2021 CBEM
Roadmap

2021 CBEM
Video

2021 CBEM
FAQ

2021 CBEM
Race and
Ethnicity
Reports

2021 CBEM
Race and
Ethnicity
Data Tables

2021 CBEM
Race and
Ethnicity
User Guide

2021 CBEM
Race and
Ethnicity
Toolkit

Thank you!



CHILDHOOD BEREAVEMENT ESTIMATION MODEL